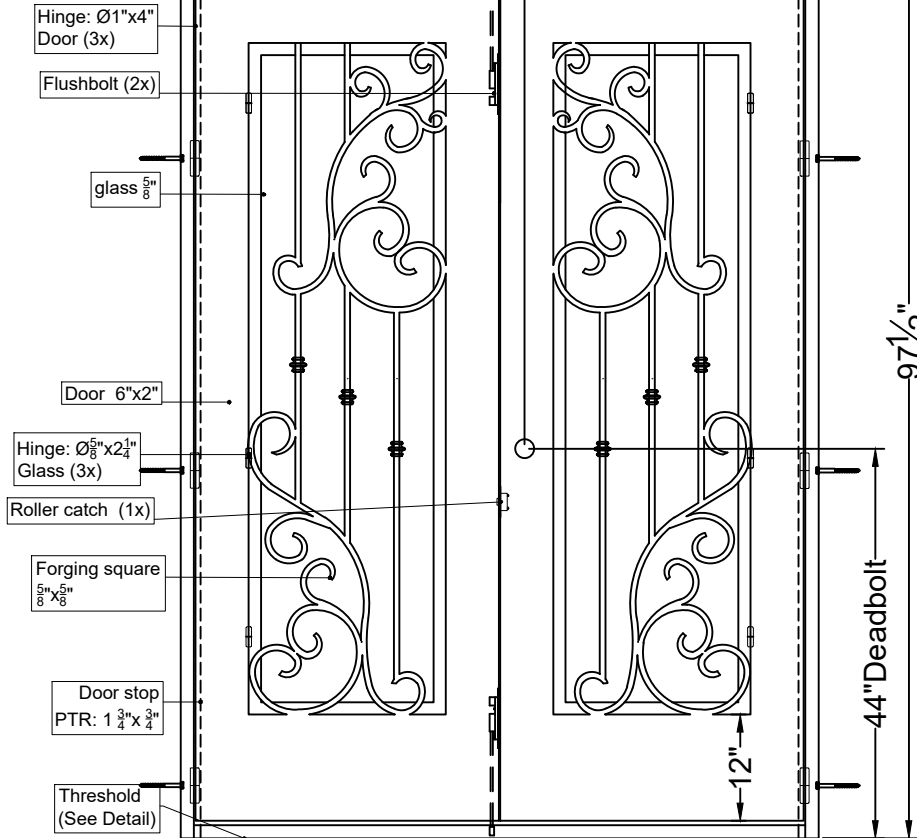
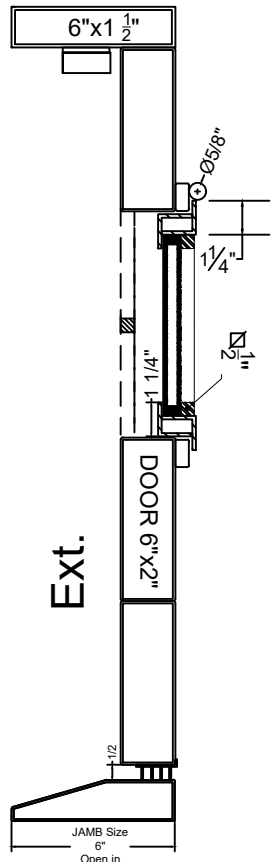
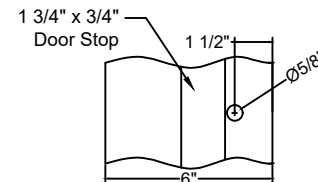
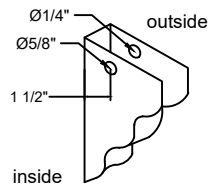
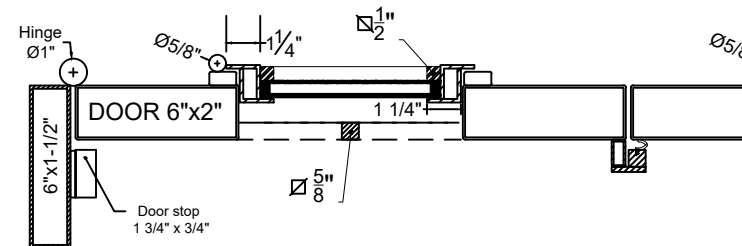


Exclusive
IRON DOORS

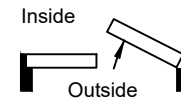
1 SET OUTSIDE VIEW DRAWN: ZA



P.O.	031-01-A
CUST.	Costructora
APPROVE	---



Std. Preparation for Installation



Right Hand In-swing

*Size shown in PO is unit size including frame and threshold.

*Any change once signed and sent to production might result in extra charges.

Exclusive Iron Doors stands behind the quality of everything we sell and hope you are pleased with your product, for any reason you are unsatisfied you can write to one of our representatives to verify your situation and determine how can we help you, but we do not accept returns in any of our products. Products are final and are not eligible for returns, changes or alterations. By signing you agree to our terms and conditions. delivery pdf and forms of payment. *Doors measurements do not include the gaps between jambs

PRODUCT: <input checked="" type="checkbox"/> Door <input type="checkbox"/> Gate <input type="checkbox"/> Window <input type="checkbox"/> Railing <input type="checkbox"/> Other _____	HANDLE: <input type="checkbox"/> Iron handle; _____ <input type="checkbox"/> Panic hardware (with roller catch and deadbolt prep) <input type="checkbox"/> Autocloser # _____ <input type="checkbox"/> American standard double boring <input type="checkbox"/> P. Bar # _____ <input type="checkbox"/> Other: _____	DOOR/Glass type: Frost Aquatex Rain Flemish Clear N/A <input type="checkbox"/> Hurricane rated <input checked="" type="checkbox"/> Operable <input type="checkbox"/> Screen or <input type="checkbox"/> Fixed	*Notes: -Color:Black -Glass:5/8"
DESIGN: <input checked="" type="checkbox"/> Wrought Iron Name: _____ or _____	COLOR: A. copper A. bronze Pewter <input checked="" type="checkbox"/> Black _____	TRANSOM Glass type: _____ SIDELIGHTS Glass type: _____ <input type="checkbox"/> Screen	
ACTIVE DOOR: <input checked="" type="checkbox"/> Right <input type="checkbox"/> Left SWING: <input checked="" type="checkbox"/> In <input type="checkbox"/> Out	JAMB: 6"	TRIM: <input type="checkbox"/> Inside _____ <input type="checkbox"/> Outside _____ <input checked="" type="checkbox"/> N/A	
<input type="checkbox"/> Riva: _____ #Lites <input type="checkbox"/> Standard (1 1/2") <input type="checkbox"/> Slim (1 1/4") <input type="checkbox"/> Super Slim (1/2") SDL	THRESHOLD: <input checked="" type="checkbox"/> Residential <input type="checkbox"/> Commercial _____ <input type="checkbox"/> N/A	PACKAGE: <input checked="" type="checkbox"/> Box <input type="checkbox"/> No box <input type="checkbox"/> Install <input type="checkbox"/> Delivery <input checked="" type="checkbox"/> LTL	
		GLASS TEMPLATE: <input checked="" type="checkbox"/> Sent #Pieces: _____ <input type="checkbox"/> N/A GAUGE: 14	

CUSTOMERS APPROVAL