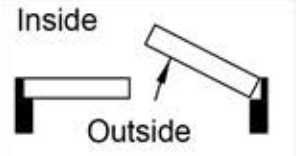


Exclusive
IRON DOORS

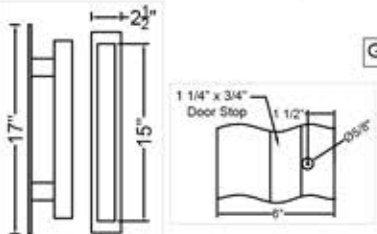
1ST SET DRAWN: LZ

OUTSIDE VIEW

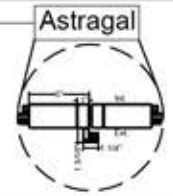
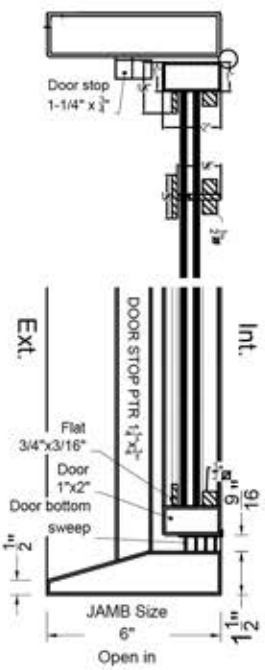
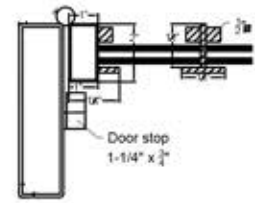
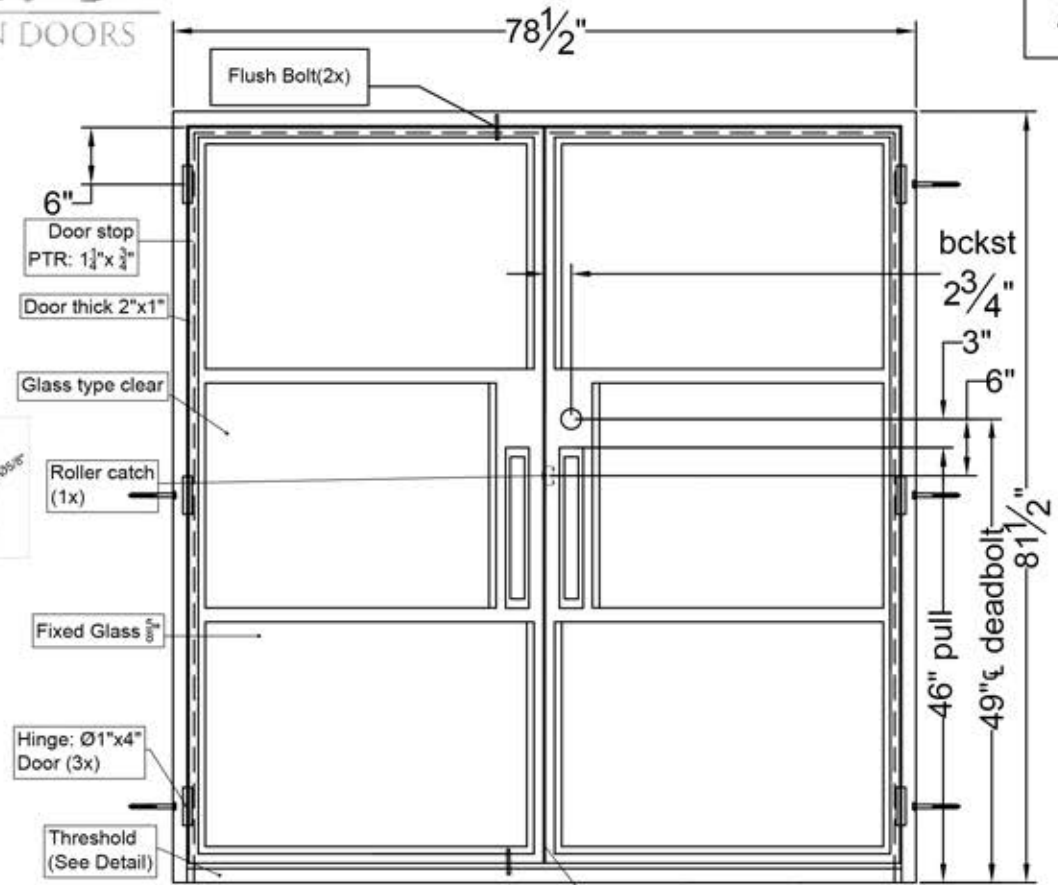
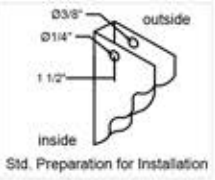
P.O.	GRKJ101320
CUST.	
APPROVE	---



Right Hand In-swing



Modern



*Size shown in PO is unit size including frame and threshold.

*Any change once signed and sent to production might result in extra charges.
Exclusive Iron Doors stands behind the quality of everything we sell and hope you are pleased with your product, if for any reason you are unsatisfied you can write to one of our representatives to verify your situation and determine how can we help you, but we do not accept returns in any of our products.
Products are final and are not eligible for returns, changes or alterations.
By signing you agree to our terms and conditions, delivery pdf and forms of payment.
*Door measurements do not include the gaps between jambs

PRODUCT: <input checked="" type="checkbox"/> Door <input type="checkbox"/> Window <input type="checkbox"/> Other _____ <input type="checkbox"/> Gate <input type="checkbox"/> Railing	HANDLE: <input checked="" type="checkbox"/> Iron handle: Modern (with roller catch and deadbolt prep) <input type="checkbox"/> American standard double boring <input type="checkbox"/> Other: _____ <input type="checkbox"/> Panic hardware <input type="checkbox"/> Autocloser # _____ <input type="checkbox"/> P. Bar # _____	DOOR: Glass type: <input type="checkbox"/> Frost <input type="checkbox"/> Aquatex <input type="checkbox"/> Rain <input type="checkbox"/> Flemish <input checked="" type="checkbox"/> Clear <input type="checkbox"/> N/A <input type="checkbox"/> Hurricane rated <input type="checkbox"/> Operable <input type="checkbox"/> Screen or <input checked="" type="checkbox"/> Fixed
DESIGN: <input type="checkbox"/> Wrought Iron _____ or _____ <input checked="" type="checkbox"/> Riva _____ #Lites 3 <input checked="" type="checkbox"/> Standard (1 1/2") <input type="checkbox"/> Slim (1 1/4") <input type="checkbox"/> Super Slim (1 1/2") SDL	COLOR: <input type="checkbox"/> A. copper <input checked="" type="checkbox"/> A. bronze <input type="checkbox"/> Pewter <input type="checkbox"/> Black <input type="checkbox"/> See notes* ACTIVE DOOR: <input checked="" type="checkbox"/> Right <input type="checkbox"/> Left SWING: <input checked="" type="checkbox"/> In <input type="checkbox"/> Out JAMB: 6"	TRANSOM: Glass type: _____ SIDLIGHTS: Glass type: _____ <input type="checkbox"/> Screen TRIM: <input checked="" type="checkbox"/> Inside _____ <input checked="" type="checkbox"/> Outside _____ <input type="checkbox"/> N/A
THRESHOLD: <input checked="" type="checkbox"/> Residential <input type="checkbox"/> Commercial _____ <input type="checkbox"/> N/A _____	PACKAGE: <input type="checkbox"/> Box <input checked="" type="checkbox"/> No box <input type="checkbox"/> Install <input checked="" type="checkbox"/> Delivery <input type="checkbox"/> LTL GLASS TEMPLATE: <input type="checkbox"/> Sent #Pieces 1 <input type="checkbox"/> N/A GAUGE: 14	

*Notes:
-Doors: clear glass 5/8"

CUSTOMERS APPROVAL